
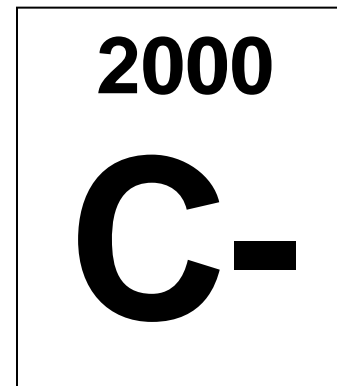



<b>Supervision</b>	<b>2000 %</b>	<b>2004 %</b>	<b>2000 Grade</b>	<b>2004 Grade</b>
Adults present	100	100	A+	A+
Easily viewed	100	91	A+	A-
Crawl spaces	91	63	A-	D-
Supervision rules posted	4	9	F	F
<b>Overall Grade: Supervision</b>			<b>B+</b>	<b>C+</b>
<b>Age-Appropriate Design</b>	<b>2000 %</b>	<b>2004 %</b>	<b>2000 Grade</b>	<b>2004 Grade</b>
Had separate areas	40	25	F	F
Signage for age group provided	0	13	F	F
Provided change of direction	96	100	A	A+
Had guardrails	86	82	B	B-
Prevented climbing outside the structure	39	77	F	C+
Supporting structure prevented climbing on	44	83	F	B-
<b>Overall Grade: Age - Appropriate Design</b>			<b>D+</b>	<b>C</b>
<b>Fall Surfacing</b>	<b>2000 %</b>	<b>2004 %</b>	<b>2000 Grade</b>	<b>2004 Grade</b>
Suitable materials provided	83	78	B-	C+
Heights of equipment 8 feet or lower	NA	90	NA	A-
Appropriate depth of loose fill	48	56	F	F
Six foot use zone had appropriate surface	78	62	C+	D-
Concrete footings were covered	87	86	B+	B
Free of foreign objects	39	91	F	A-
<b>Overall Grade: Fall Surfacing</b>			<b>C-</b>	<b>C+</b>
<b>Equipment Maintenance</b>	<b>2000 %</b>	<b>2004 %</b>	<b>2000 Grade</b>	<b>2004 Grade</b>
Free of broken parts	87	78	B+	C+
Free of missing parts	78	91	C+	A-
Free of protruding bolts	70	73	C-	C-
Free of noticeable gaps	39	74	F	C
Free of head entrapments	74	73	C	C-
Free of rust	63	87	D-	B-
Free of splinter	63	86	D-	B
Free of cracks/holes	63	100	D-	A+
<b>Overall Grade: Equipment Maintenance</b>			<b>D+</b>	<b>B-</b>

<b>Playground Equipment Profile*</b>		
<b>Year of installation</b>	<b>2004</b>	
Pre 1980	11%	
1981-1990	22%	
1991-1994	16%	
1995-1997	5%	
1998-present	48%	
Not available	NA	
<b>Kinds of Equipment**</b>	<b>2000</b>	<b>2004</b>
Slides	96%	96%
Swings	78%	96%
Horizontal ladders	64%	17%
Sliding poles	57%	66%
Chinning bars	13%	22%
Seesaws	13%	9%
Merry-go-rounds	39%	17%
Geodesic domes	17%	96%
<p>* The number in these columns indicates the percentages of the year of installation. These may contain a combination of different installation years at each playground site. NA represents percentages that are not available.</p> <p>** The numbers in these columns reflect percentages of equipment pieces were found.</p> <p>Grading Scale: A=90-100 B=80-89 C=70-79 D=60-69 F=59&gt;</p>		

# Kansas's Park Grade:





Comments

---

The National Program  
For Playground Safety  
America's  
Playgrounds  
Safety  
Report Card  
2004

---

The National Program for Playground Safety is housed at the University of Northern Iowa. For additional information about playground safety, contact the National Program for Playground Safety at the following address:

National Program for Playground Safety  
School of Health, Physical Education, and Leisure Services  
University of Northern Iowa  
Cedar Falls, IA 50614-0618

800/554-PLAY (7529)

Fax: 319/273-7308

e-mail: [playground-safety@uni.edu](mailto:playground-safety@uni.edu)

World Wide Web:

<http://www.playgroundsafety.org>

*America's playgrounds  
Make them safe*

**Kansas Park**